

Current Transducer/Sensor






BJ15 AC&DC Current Offside Alarm Transducer

FEATURES

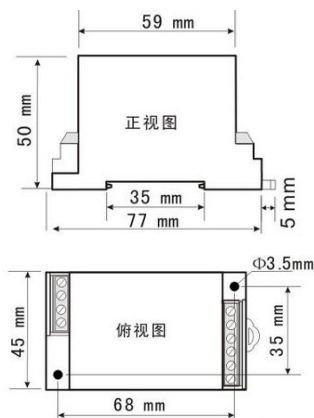
- ***Working principle:** Hall Effect principle or photoelectric isolation principle, measurement and control integration
- ***Usage:** Used to measure and control the DC current
- ***Advantage:** Best performance/price ratio, power consumption, fast response, low power consumption, small volume, light weight, easy installation, perforated input, without the insertion loss
- ***Application:** Widely used in measurement and control direct current sites, such as air conditioning running status monitoring, special light source control etc
- ***Dimension (mm):** BJ15: 77(L)×45(W)×50(H)

MODEL

LF-AI11/DV11-   BJ15-0.5/ 
A B C

Model selection1:LF- AI11/DV11-33 BJ15-1.0/100A
 Explanation: this product is a 100A input range, Relay output, 15V power supply, BJ15 style AC/DC Current Offside Alarm Transducer

DIMENSION DIAGRAM



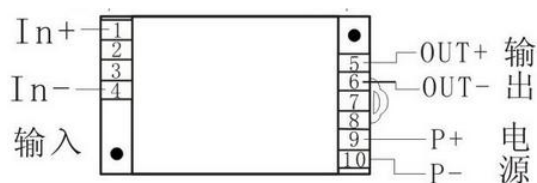
ELECTRICAL DATA

- *Input Range: 5mA~15A can choose 10mA, 15A etc
- * Action error: Relay output $\leq 2\%$, Open path output coupling $\leq 0.5\%$;
- *Response Time: $\leq 250\text{ms}$
- * Action current: 40mA
- *Static Current: $< 10\text{mA}$
- *Frequency Range: 20~5KHz
- *Load: Relay Output: DC30V/2A; AC240V/1A
- *Over Load: 10 times of input
- *Isolation Withstanding Voltage: AC3.0KV/min*1mA between input /output/ power
- *Working Environment: $-10\text{ }^\circ\text{C} \sim 70\text{ }^\circ\text{C}$, 20%~90% without condensation
- *Storage Environment: $-40\text{ }^\circ\text{C} \sim 85\text{ }^\circ\text{C}$, -20%~95% without condensation

MODEL REMARKS

A---Output	B---Power supply
1. Single output control points;	2: $12\text{V} \pm 10\%$
2. Double output control points;	3: $15\text{V} \pm 10\%$
3. Relay output;	4: $24\text{V} \pm 15\%$
4. Open path output coupling;	5. 220VAC/VDC
5. Open output transistor;	
T: Special output	C---Current input range

CONNECTION DIAGRAM



Xiamen ZT Technology Co., Limited