

# Current Transducer/Sensor



## BJN1 AC Zero Magnetic Flux Leakage Current Sensor

### FEATURES




**\*Working principle:** "zero flux" automatic compensation principle, the sensor has been ideal working state of "zero flux", guarantees the contrast and the difference value in the highest accuracy. Super shielded metal shell, strong anti-interference ability

**\*Usage:** Specially designed for ac leakage current sampling from all kinds of power equipment insulation online monitoring system.

**\*Advantage:** The best performance/price ratio, high accuracy, high stability, small volume, light weight, easy installation, perforated input, without insertion loss

**\*Application:** suitable for 1~500KV electrical equipment grounding wire leakage current and dielectric loss of electric testing, insulation online monitoring systems, such as: PT and CT, main transformer casing, main transformer iron core, a variety of lightning arrester, switch, etc. \*Dimension(mm): BJT1: 46(L)×46(W)×27(H) Aperture: 22mm

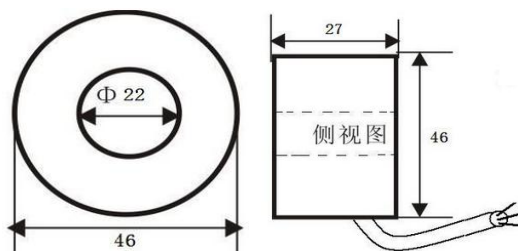
### MODEL

LF-AI12-   BJT1-0.5/   
**A**      **B**      **C**

Model selection1: F-AI12-BJT1, /0~10mA

Explanation: this product is a 0~10mA input range, power supply self, BJT1 style AC Zero Magnetic Flux leakage current sensor.

### DIMENSION DIAGRAM



### ELECTRICAL DATA

\*Input Range: 5~1200mA can choose 0~5mA, 0~100mA etc

\*Accuracy Grade:  $\leq 0.5\%$ .F.S

\*Linearity Degree: better than 0.1%

\*Response Time:  $\leq 200$ mS

\*Offset Current:  $\leq 20$ uA

\*Temperature Characteristics:  $\leq 100$ PPM/ $^{\circ}$ C (0~50 $^{\circ}$ C)

\*Power Consumption:  $\leq 10$  mA

\*Load: Voltage output: 5mA, Current output:6V

\*Over Load: 10 times of input

\*Isolation Withstanding Voltage: AC3.0KV/min\*1 mA between input /output/ power

\*Flame Retardancy: UL94-V0

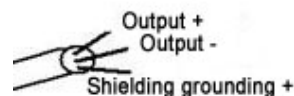
\*Working Environment: -10  $^{\circ}$ C ~70, 20%~90% without condensation

\*Storage Environment: -40  $^{\circ}$ C ~85, -20%~95% without condensation

### MODEL REMARKS

A---Output	B---Power supply Self
Input:Output1000:1	-Power Supply Itself
T: Special output	C---Current input range

### CONNECTION DIAGRAM



Xiamen ZT Technology Co., Limited

<http://www.transducersgroup.com>

[sales@transducersgroup.com](mailto:sales@transducersgroup.com)

Jason Zeng

Skype: zntarjason