

Current Transducer/Sensor



BJ3 AC Zero Magnetic Flux Leakage Current Sensor

FEATURES

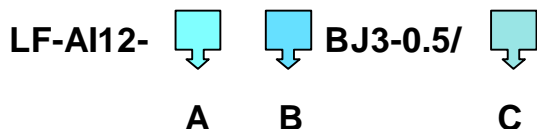
***Working principle:** "zero flux" automatic compensation principle, the sensor has been ideal working state of "zero flux", guarantees the contrast and the difference value in the highest accuracy.

***Usage:** Specially designed for ac leakage current sampling from all kinds of power equipment insulation online monitoring system.

***Advantage:** The best performance/price ratio, high accuracy, high stability, small volume, light weight, easy installation, perforated input, without insertion loss

***Application:** suitable for 1~500KV electrical equipment grounding wire leakage current and dielectric loss of electric testing, insulation online monitoring systems, such as: PT and CT, main transformer casing, main transformer iron core, a variety of lightning arrester, switch, etc. ***Dimension(mm):** BJ3: 100(L)×34(W)×90(H) aperture: 35mm

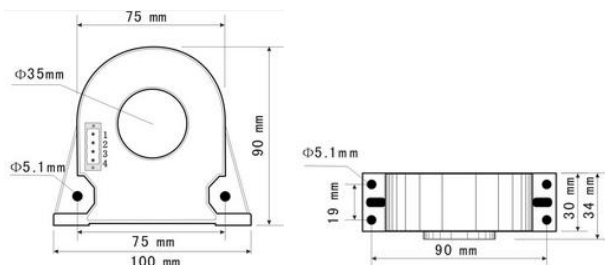
MODEL



Model selection1:LF-AI12-33BJ3-1.0/0~10mA

Explanation: this product is a 0~10mA input range, 0~5v output, 15V power supply, BJ3 style AC Zero Magnetic Flux leakage current sensor.

DIMENSION DIAGRAM



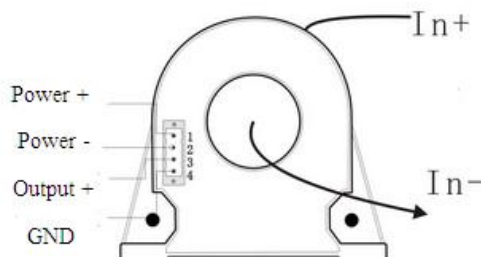
ELECTRICAL DATA

- *Input Range: 5~1200mA can choose 0~5mA, 0~100mA etc
- *Accuracy Grade: $\leq 0.5\%$.F.S
- *Linearity Degree: better than 0.1%
- *Response Time: $\leq 200\text{ms}$
- *Offset Current: $\leq 20\mu\text{A}$
- *Temperature Characteristics: $\leq 100\text{PPM}/^\circ\text{C}$ (0~50 $^\circ\text{C}$)
- *Power Consumption: $\leq 10\text{ mW}$
- *Load: Voltage output: 5mA, Current output: 6V
- *Over Load: 10 times of input
- *Isolation Withstanding Voltage: AC3.0KV/min*1mA between input /output/ power
- *Flame Retardancy: UL94-V0
- *Working Environment: -10 $^\circ\text{C}$ ~70, 20%~90% without condensation
- *Storage Environment: -40 $^\circ\text{C}$ ~85, -20%~95% without condensation

MODEL REMARKS

A---Output	B---Power supply
2: 0~4V	2: 12V $\pm 10\%$
3: 0~5V	3: 15V $\pm 10\%$
	4: 24V $\pm 15\%$
T: Special output	C---Current input range

CONNECTION DIAGRAM



Xiamen ZT Technology Co., Limited

<http://www.transducersgroup.com>

sales@transducersgroup.com

Jason Zeng

Skype: zntarjason