

Current Transducer/Sensor

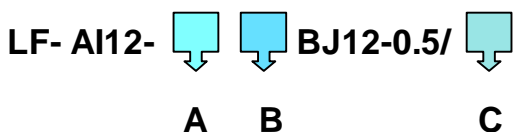


BJ12 AC Current Transducer

FEATURES

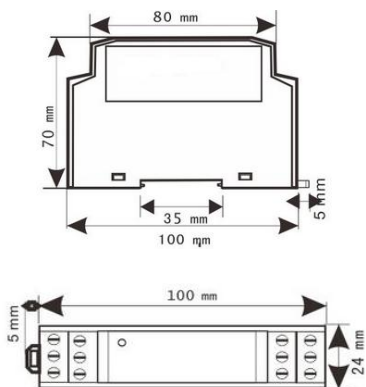
- ***Working principle:** New electromagnetic isolation
- ***Usage:** Used to measure AC current, especially for power frequency 50 Hz sine wave AC current
- ***Advantage:** The best performance/price ratio, power loss and small volume, light weight, easy installation, perforated input, without the insertion loss.
- ***Application:** Widely used for measuring AC current
- ***Dimension (mm):** BJ12: 100(L)×24(W)×70(H)

MODEL



Model selection1:LF- AI12-33 BJ12-1.0/10A
 Explanation: this product is a 10A input range, 0-5V, 15V power supply,
 BJ12 style AC Current Transducer

DIMENSION DIAGRAM



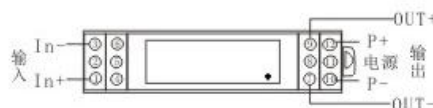
ELECTRICAL DATA

- *Input Range: 5mA~15A can choose 10mA, 15A etc
- *Accuracy Grade: $\leq 0.5\%$.F.S
- *Linearity Degree: better than 0.1%
- *Response Time: ≤ 250 mS
- *Offset Voltage: ≤ 10 mV
- *Frequency Range: 20~5KHz
- *Temperature Characteristics: ≤ 100 PPM/ $^{\circ}$ C (0~50 $^{\circ}$ C)
- *Power Consumption: ≤ 5 mA
- *Load: Voltage output: 5mA, Current output:6V
- *Over Load: 30 times of input
- *Isolation Withstanding Voltage:AC3.0KV/min*1 mA between input /output/ power
- *Flame Retardancy:UL94-V0
- *Working Environment:-10 $^{\circ}$ C ~70, 20%~90% without condensation
- *Storage Environment:-40 $^{\circ}$ C ~85, -20%~95% without condensation

MODEL REMARKS

A---Output	B---Power supply
2: 0~4V	2:12V $\pm 10\%$
3: 0~5V	3:15V $\pm 10\%$
4: 0~20mA	4:24V $\pm 15\%$
5: 4~20mA	5.220VAC/VDC
	6. 110VAC/VDC
	7. OEM
T: Special output	C---Current input range
Two Wires,	
1 input- 1 output,	
1input – outputs etc	

CONNECTION DIAGRAM



Xiamen ZT Technology Co., Limited